

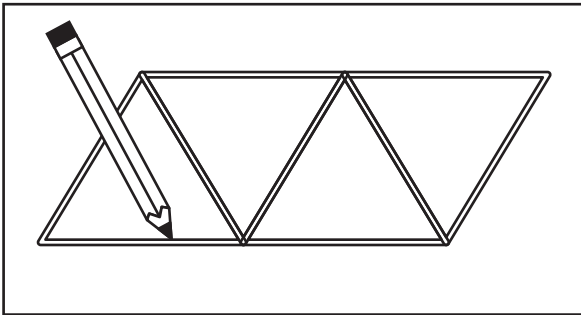


BAG TAG

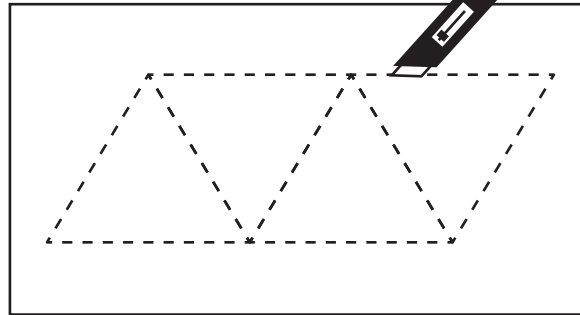
MATERIALS:

- A shoe box
- Box cutter
- Template
- Straight edge
- Hot glue
- String
- Awl (aka "hole poker")
- Tracing wheel

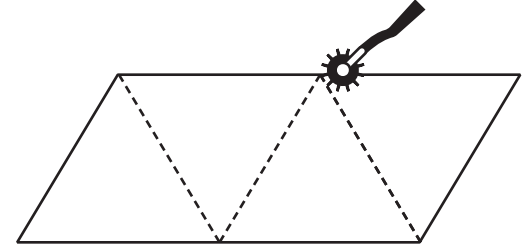
1. Use template to trace outline on the box.



2. Cut out the shape using the box cutter.

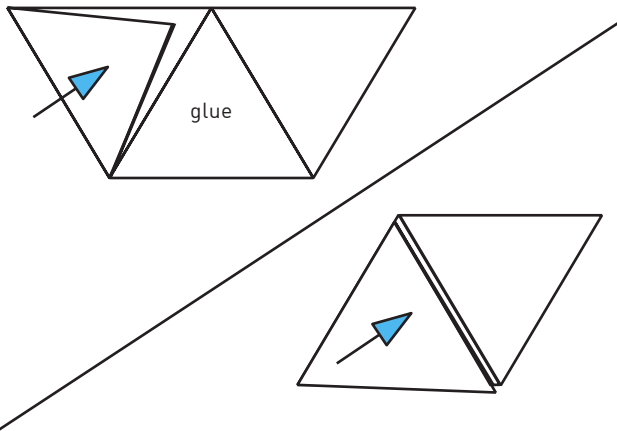


3. Score the fold lines with a tracing wheel.

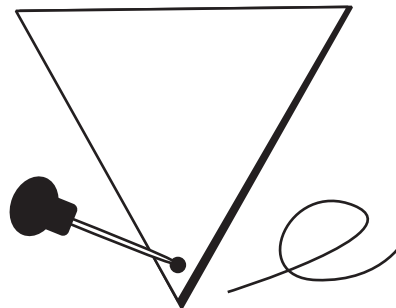


Pro tip: if you don't have a tracing wheel, use a fork or a butter knife

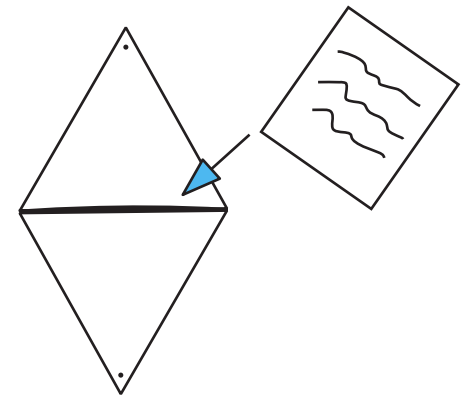
4. Fold it up and glue the indicated flap to secure it.



5. Poke a hole and tie the string.



6. Add a note!





BAG TAG

